

























CODIGO	PESO (Kg/m)	T. x P.	DESCRIPCION	FORMA	PAG
351	1,07	4	Media Columna Rotula Macho		4
352	1,23	3	Media Columna Rotula Hembra		4
359	0,75	5	Bota Agua Paño de Abrir p/ V.S		8
367	1,05	4	Columna Divisoria		2
368	1,78	2	Columna a 45°		3
369	0,38	10	Tapa de Columna		5
370	1,78	2	Columna a 90°		3
371	0,66	6	Tapa Columna a 90°		6
372	0,79	4	Tapa de Columna		6
373	0,78	4	Parante de Hoja p/V.S		8
374	0,68	5	Cabezal / Zócalo de Hoja p/V.S		8
376	0,60	7	Hoja DVH en Offset		4
377	0,69	5	Hoja c/Contravidrio V.S		8
378	0,79	4	Bota Agua Paño Fijo		8
761	0,64	6	Marco Perimetral		6
762	0,57	7	Travesaño de Hoja para Vidrio Estructural		6
763	0,68	4	Bota Agua Paño Fijo para Vidrio Estructural		6
764	0,60	4	Bota Agua Paño de Abrir para Vidrio Estructural		6
765	1,31	2	Columna de 57 mm		2
766	0,56	8	Parante de Hoja para Vidrio Estructural		6
767	1,82	2	Columna de 97 mm		2
768	1,07	4	Media Columna de 97 mm		3
769	0,63	6	Hoja D.V.H. Pegado para Vidrio Estructural		6
770	0,83	4	Hoja D.V.H. con Contravidrio		7

T. x P.: Tiras por Paquete

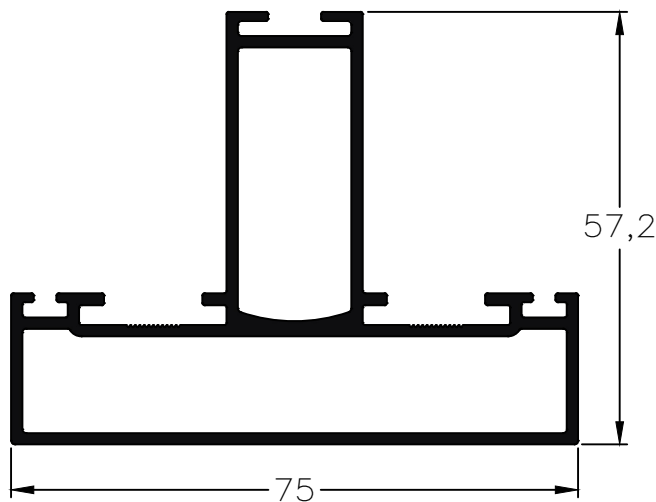
Tolerancia en Peso +/- 10% Tolerancia largo +10 mm -0 mm

15-04-20 FRENTE VIDRIADO.1

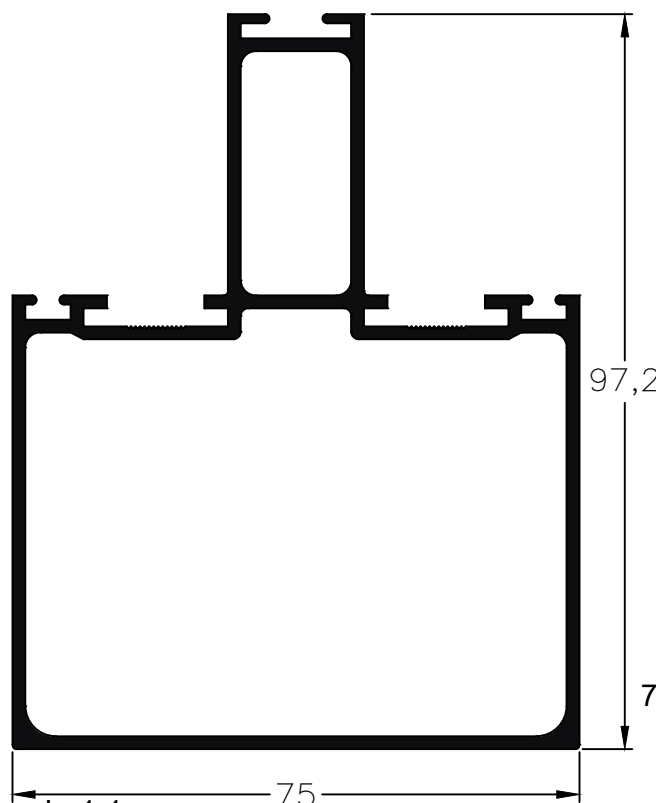
CODIGO	PESO (Kg/m)	T. x P.	DESCRIPCION	FORMA	PAG
771	0,15	15	Contravidrio		7
781	0,85	2	Bota Agua Paño de abrir		7
782	0,81	4	Bota Agua Paño fijo		7
795 (a)	3,43	1	Columna 177 mm		6
798	2,79	1	Columna Grande (151 mm)		4

Referencia (a): Perfil a pedido con cantidad mínima

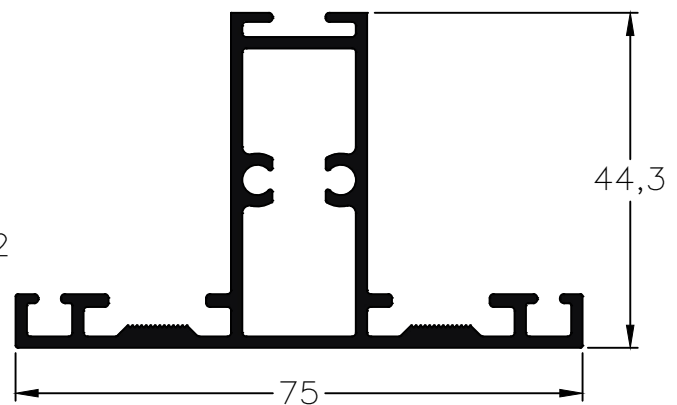
T. x P.: Tiras por Paquete



765 - Columna de 57 mm
peso: 1,31 Kg/m



767 - Columna de 97mm
peso: 1,82 Kg/m



367 - Columna Divisoria
peso: 1,05 Kg/m

Inercias de los perfiles

	PERFIL	Ixx' (cm ⁴)	Iyy' (cm ⁴)
	351	36,2800	8,5100
	352	35,5600	16,5200
	765	13,9809	20,9066
	767	62,3695	42,3913
	798	263,6986	80,8682
	795	491,9733	95,9638

Escala 1:1

Tolerancia en Peso +/- 10% Tolerancia largo +10 mm -0 mm

15-04-20 FRENTE VIDRIADO.2